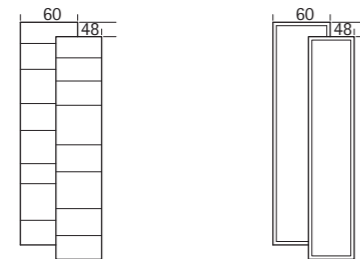
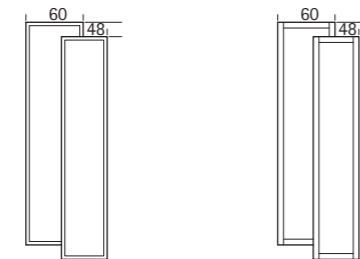


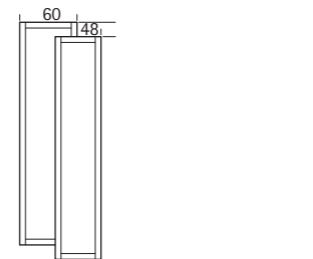
1. anta battente LISCIA  
LISCIA plain hinged door



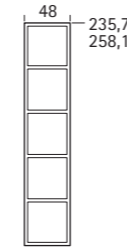
2. anta battente LISCIA INCISA  
LISCIA INCISA hinged door with engraved panel



3. anta battente PROFILO LEGNO cm. 1,2  
PROFILO LEGNO hinged door 1.2 cms wooden profile



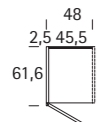
4. anta battente TELAIO APPLICATO cm. 6  
TELAIO APPLICATO hinged door with 6 cms applied frame



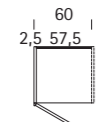
6. anta battente QUADRA  
QUADRA embossed hinged door



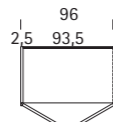
7. anta battente LISCIA ARTE  
LISCIA ARTE plain hinged door



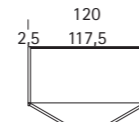
modulo anta  
door unit



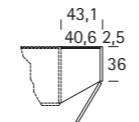
modulo anta battente da cm. 60  
60 cms hinged door unit



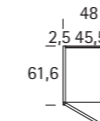
modulo 2 ante battenti da cm. 48  
unit with two 48 cms hinged doors



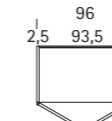
modulo 2 ante battenti da cm. 60  
unit with two 60 cms hinged doors



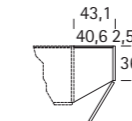
modulo terminale anta battente da cm. 48  
terminal unit with a 48 cms hinged door



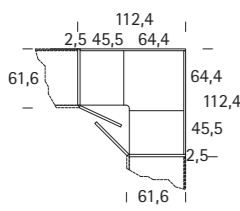
modulo anta  
door unit



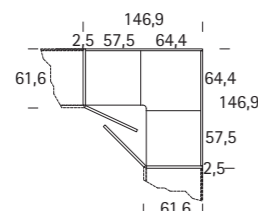
modulo 2 ante battenti da cm. 48  
unit with two 48 cms hinged doors



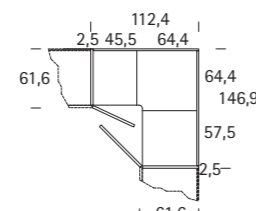
modulo terminale anta battente da cm. 48  
terminal unit with a 48 cms hinged door



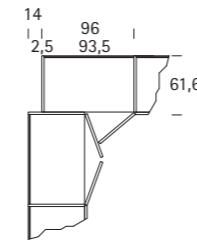
angolo libero con 2 porte da cm. 48  
open corner with two 48 cms doors



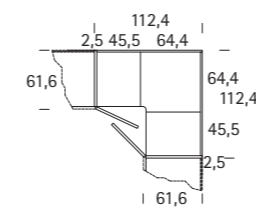
angolo libero con 2 porte da cm. 60  
open corner with two 60 cms doors



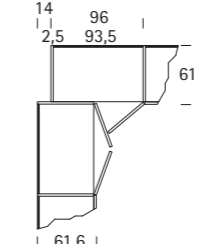
angolo libero con 1 porta da cm. 48  
e 1 porta da cm. 60  
open corner with a 48 cms door and  
a 60 cms door



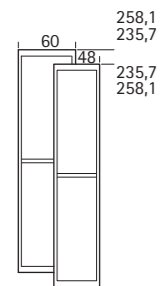
angolo accostabile modulo da cm. 96  
con porta battente da cm. 48  
half-closed corner with 96 cms  
unit with one 48 cms hinged door



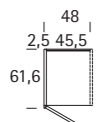
angolo libero con 2 ante da cm. 48  
open corner with two 48 cms doors



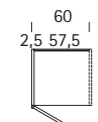
angolo accostabile modulo da cm. 96 con anta battente da cm. 48  
half-closed corner with 96 cms unit with one 48 cms hinged door



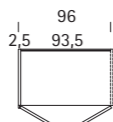
5. anta MORGANA  
MORGANA door



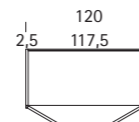
modulo anta  
door unit



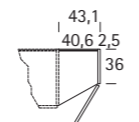
modulo anta battente da cm. 60  
60 cms hinged door unit



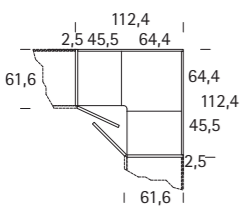
modulo 2 ante battenti da cm. 48  
unit with two 48 cms hinged doors



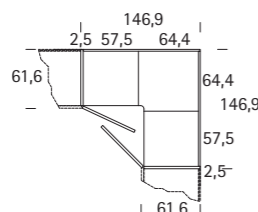
modulo 2 ante battenti da cm. 60  
unit with two 60 cms hinged doors



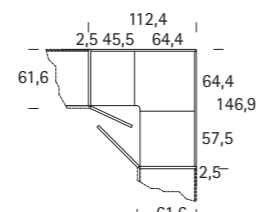
modulo terminale anta battente da cm. 48  
terminal unit with a 48 cms hinged door



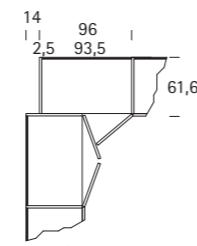
angolo libero con 2 porte da cm. 48  
corner with two 48 cms doors



angolo libero con 2 porte da cm. 60  
corner with two 60 cms doors



angolo libero con 1 porta da cm. 48  
e 1 porta da cm. 60  
corner with a 48 cms door and  
a 60 cms door



angolo accostabile modulo da cm. 96  
con porta battente da cm. 48  
half-closed corner with 96 cms unit  
with one 48 cms hinged door